

# EXES COLLECTION

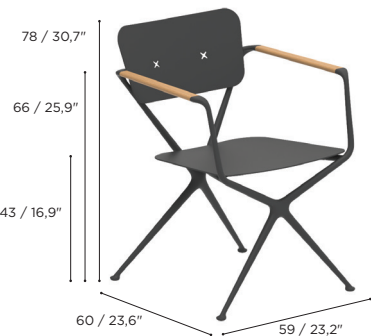
design by Kris Van Puyvelde



## EXES SPECIFICATIONS

ARM CHAIR	EXS 55...		
0,3 m <sup>2</sup> (4)	30 kg (4)		
i	WITH TEAK ARMRESTS AND FIXING CROSSES IN FRAME COLOR		
12-19			

	COATED ALUMINIUM WR	COATED ALUMINIUM S	COATED ALUMINIUM A	COATED ALUMINIUM BR
	EXS 55 WR	EXS 55 S	EXS 55 A	EXS 55 BR
	•	•	•	•
CUSHIONS				
PIL EXS 55 BED... (BACK)				
CAT. A			•	
CAT. B			•	
CAT. C			•	
CUSHIONS				
PIL EXS 55 SED... (SEAT)				
CAT. A			•	
CAT. B			•	
CAT. C			•	
OPTIONAL FIXING CROSS TEAK (SET) FOR BACKREST CUSHION				
PIL EXS FCW				
			•	







= STANDARD CROSSES IN FRAME COLOR (SET)




= OPTIONAL TEAK CROSSES (SET)

# EXES SPECIFICATIONS

ROUND TABLE		EXS 160R...	
 0,99 m³	 C: 69 kg W: 42,5 kg		
 12-13			







		COATED ALUMINIUM WR	COATED ALUMINIUM S	COATED ALUMINIUM A	COATED ALUMINIUM BR
CERAMIC	WUM	EXS 160R CWRWUM			
	BS	EXS 160R CWRBS	EXS 160R CSBS	EXS 160R CABS	EXS 160R CBRBS
	CL	EXS 160R CWRCL	EXS 160R CSCL	EXS 160R CACL	EXS 160R CBRCL
	VB	EXS 160R CWRVB	EXS 160R CSVB	EXS 160R CAVB	EXS 160R CBRVB
	NM	EXS 160R CWRNM	EXS 160R CSNM	EXS 160R CANM	EXS 160R CBRNM
	ZUM			EXS 160R CAZUM	EXS 160R CBRZUM
	TK	EXS 160R WWR	EXS 160R WS	EXS 160R WA	EXS 160R WBR

TABLE		EXS 220...	
 0,39 m³	 C: 86,5 kg W: 67,5 kg		







		COATED ALUMINIUM WR	COATED ALUMINIUM S	COATED ALUMINIUM A	COATED ALUMINIUM BR
CERAMIC	WUM	EXS 220 CWRWUM			
	BS	EXS 220 CWRBS	EXS 220 CSBS	EXS 220 CABS	EXS 220 CBRBS
	TR	EXS 220 CWRTR	EXS 220 CSTR	EXS 220 CATR	EXS 220 CBRTR
	CL	EXS 220 CWRCL	EXS 220 CSCL	EXS 220 CACL	EXS 220 CBRCL
	VB	EXS 220 CWRVB	EXS 220 CSVB	EXS 220 CAVB	EXS 220 CBRVB
	NM	EXS 220 CWRNM	EXS 220 CSNM	EXS 220 CANM	EXS 220 CBRNM
	ZUM			EXS 220 CAZUM	EXS 220 CBRZUM
TK	EXS 220 WWR	EXS 220 WS	EXS 220 WA	EXS 220 WBR	

## EXES SPECIFICATIONS

TABLE		EXS 300...	
	0,48 m <sup>3</sup>		C: 113 kg W: 91,5 kg
			



		COATED ALUMINIUM WR	COATED ALUMINIUM S	COATED ALUMINIUM A	COATED ALUMINIUM BR
CERAMIC	WUM	EXS 300 CWRWUM			
	BS	EXS 300 CWRBS	EXS 300 CSBS	EXS 300 CABS	EXS 300 CBRBS
	TR	EXS 300 CWRTR	EXS 300 CSTR	EXS 300 CATR	EXS 300 CBRTR
	CL	EXS 300 CWRCL	EXS 300 CSCL	EXS 300 CACL	EXS 300 CBRCL
	VB	EXS 300 CWRVB	EXS 300 CSVB	EXS 300 CAVB	EXS 300 CBRVB
	NM	EXS 300 CWRNM	EXS 300 CSNM	EXS 300 CANM	EXS 300 CBRNM
	ZUM			EXS 300 CAZUM	EXS 300 CBRZUM
	TK	EXS 300 WWR	EXS 300 WS	EXS 300 WA	EXS 300 WBR

OVAL TABLE		EXS 3214...	
	0,48 m <sup>3</sup>		C: 120 kg
	20-21, 22-23, 25-26		



		COATED ALUMINIUM WR	COATED ALUMINIUM S	COATED ALUMINIUM A	COATED ALUMINIUM BR
CERAMIC	WUM	EXS 3214 CWRWUM			
	BS	EXS 3214 CWRBS	EXS 3214 CSBS	EXS 3214 CABS	EXS 3214 CBRBS
	CL	EXS 3214 CWRCL	EXS 3214 CSCL	EXS 3214 CACL	EXS 3214 CBRCL
	VB	EXS 3214 CWRVB	EXS 3214 CSVB	EXS 3214 CAVB	EXS 3214 CBRVB
	NM	EXS 3214 CWRNM	EXS 3214 CSNM	EXS 3214 CANM	EXS 3214 CBRNM
	ZUM			EXS 3214 CAZUM	EXS 3214 CBRZUM