


TECHNICAL SPECIFICATIONS FUSE COLLECTION

AVAILABLE COLOURS: FRAME+BATYLINE




PCA white +
textiles white
col. F8+T8




PCA lava +
textiles black
col. F10+T7



Lava F10
powder coated
aluminium (PCA)



White F8
powder coated (PCA) +
anodised aluminium (ANA)



Lava F10
standard glass insert:
taupe (GLT) incl.
(for footstools)




White F8
standard glass insert:
white (GLW) incl.
(for footstools)



adjustable feet in
polypropylene (PP)

adjustable headrest
5 different positions



adjustable removable
screen incl. (ess)



stackable lounge chair
with integrated wheels


SPECIAL FEATURES



modular system



stackable lounge chair



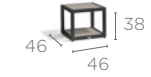
TECHNICAL SPECIFICATIONS FUSE COLLECTION



1S
FS-FE1S



LARGE MIDDLE SEAT
FS-FEMSL




SIDETABLE
FS-CT88



LEFT SEAT
FS-FELS



**MEDIUM FOOTSTOOL/
SIDETABLE**
FS-FEFM



BENCH 300
FS-BE300



RIGHT SEAT
FS-FERS



**LARGE FOOTSTOOL/
SIDETABLE**
FS-FEFL



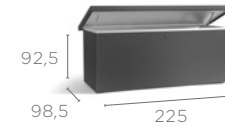
BENCH 45
FS-BE45



CORNER SEAT
FS-FECS



LOUNGER
FS-FELO



CUSHION BOX
FS-FECBL

INNER DIMENSIONS
88 x 88 x 202



SMALL MIDDLE SEAT
FS-FEMSS