



# VINCENT SHEPPARD



## Sandro collection

Product data sheet



**MATERIALS**

- frame aluminium
- frame finish powder coated
- top/finish ceramic

**FRAME COLOURS**

**FRAME ALUMINIUM**



DUNE  
WHITE  
A045

**TOP FINISHES**

**TOP CERAMIC**



FLINT  
CERAMIC  
K001

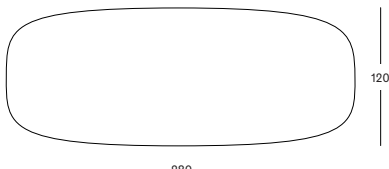
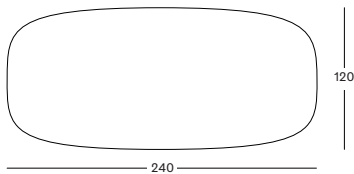
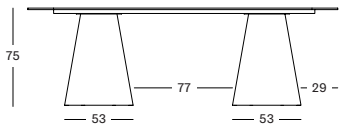
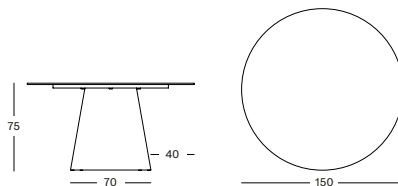
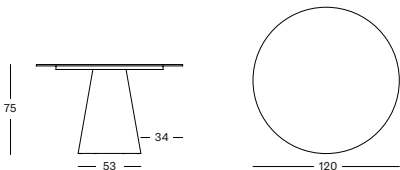


SHARDS  
CERAMIC  
K002



PORTLAND  
CERAMIC  
K003

**DIMENSIONS**



## VARIANTS

	ITEM CODE	FINISH	PACKAGE DIMENSION (cm/inch)		CBM (m <sup>3</sup> /ft <sup>3</sup> )		BRUTO WEIGHT (kg/lb)	
Dia 120cm	GT032A045K001	dune white base / ceramic flint top	top: 125 x 125 x 6 frame: 82 x 82 x 6 base: 57 x 58 x 76	top: 49 x 49 x 2,5 frame: 32 x 32 x 2,4 base: 22 x 23 x 30	top: 0,09 frame: 0,04 base: 0,25	top: 3,3 frame: 1,43 base: 8,9	top: 41 frame: 4,3 base: 13,5	top: 90 frame: 9,5 base: 30
Dia 120cm	GT032A045K002	dune white base / ceramic shards top	top: 125 x 125 x 6 frame: 82 x 82 x 6 base: 57 x 58 x 76	top: 49 x 49 x 2,5 frame: 32 x 32 x 2,4 base: 22 x 23 x 30	top: 0,09 frame: 0,04 base: 0,25	top: 3,3 frame: 1,43 base: 8,9	top: 41 frame: 4,3 base: 13,5	top: 90 frame: 9,5 base: 30
Dia 120cm	GT032A045K003	dune white base / ceramic portland top	top: 125 x 125 x 6 frame: 82 x 82 x 6 base: 57 x 58 x 76	top: 49 x 49 x 2,5 frame: 32 x 32 x 2,4 base: 22 x 23 x 30	top: 0,09 frame: 0,04 base: 0,25	top: 3,3 frame: 1,43 base: 8,9	top: 41 frame: 4,3 base: 13,5	top: 90 frame: 9,5 base: 30
Dia 150cm	GT033A045K001	dune white base / ceramic flint top	top: 155 x 155 x 6 frame: 112 x 112 x 6 base: 73 x 73x 76	top: 61 x 61 x 2,5 frame: 44 x 44 x 2,4 base: 29 x 29 x 30	top: 0,14 frame: 0,08 base: 0,41	top: 5,1 frame: 2,65 base: 14,3	top: 55 frame: 6,8 base: 14,5	top: 121 frame: 15 base: 32
Dia 150cm	GT033A045K002	dune white base / ceramic shards top	top: 155 x 155 x 6 frame: 112 x 112 x 6 base: 73 x 73x 76	top: 61 x 61 x 2,5 frame: 44 x 44 x 2,4 base: 29 x 29 x 30	top: 0,14 frame: 0,08 base: 0,41	top: 5,1 frame: 2,65 base: 14,3	top: 55 frame: 6,8 base: 14,5	top: 121 frame: 15 base: 32
Dia 150cm	GT033A045K003	dune white base / ceramic portland top	top: 155 x 155 x 6 frame: 112 x 112 x 6 base: 73 x 73x 76	top: 61 x 61 x 2,5 frame: 44 x 44 x 2,4 base: 29 x 29 x 30	top: 0,14 frame: 0,08 base: 0,41	top: 5,1 frame: 2,65 base: 14,3	top: 55 frame: 6,8 base: 14,5	top: 121 frame: 15 base: 32
240 x120 cm	GT034A045K001	dune white base / ceramic flint top	top: 245 x 125 x 6 frame: 202 x 73 x 6 base: 57 x 58 x 76	top: 96 x 49 x 2,5 frame: 80 x 29 x 2,4 base: 22 x 23 x 30	top: 0,18 frame: 0,09 base: 0,25	top: 6,5 frame: 3,12 base: 8,9	top: 80 frame: 14,8 base: 13,5	top: 176 frame: 32,6 base: 30
240 x120 cm	GT034A045K002	dune white base / ceramic shards top	top: 245 x 125 x 6 frame: 202 x 73 x 6 base: 57 x 58 x 76	top: 96 x 49 x 2,5 frame: 80 x 29 x 2,4 base: 22 x 23 x 30	top: 0,18 frame: 0,09 base: 0,25	top: 6,5 frame: 3,12 base: 8,9	top: 80 frame: 14,8 base: 13,5	top: 176 frame: 32,6 base: 30
240 x120 cm	GT034A045K003	dune white base / ceramic portland top	top: 245 x 125 x 6 frame: 202 x 73 x 6 base: 57 x 58 x 76	top: 96 x 49 x 2,5 frame: 80 x 29 x 2,4 base: 22 x 23 x 30	top: 0,18 frame: 0,09 base: 0,25	top: 6,5 frame: 3,12 base: 8,9	top: 80 frame: 14,8 base: 13,5	top: 176 frame: 32,6 base: 30
280 x120 cm	GT036A045K001	dune white base / ceramic flint top	top: 285 x 125 x 6 frame: 202 x 73 x 6 base: 57 x 58 x 76	top: 112 x 49 x 2,5 frame: 80 x 29 x 2,4 base: 22 x 23 x 30	top: 0,2 frame: 0,09 base: 0,25	top: 7,1 frame: 3,12 base: 8,9	top: 93 frame: 14,8 base: 13,5	top: 205 frame: 32,6 base: 30
280 x120 cm	GT036A045K002	dune white base / ceramic shards top	top: 285 x 125 x 6 frame: 202 x 73 x 6 base: 57 x 58 x 76	top: 112 x 49 x 2,5 frame: 80 x 29 x 2,4 base: 22 x 23 x 30	top: 0,2 frame: 0,09 base: 0,25	top: 7,1 frame: 3,12 base: 8,9	top: 93 frame: 14,8 base: 13,5	top: 205 frame: 32,6 base: 30
280 x120 cm	GT036A045K003	dune white base / ceramic portland top	top: 285 x 125 x 6 frame: 202 x 73 x 6 base: 57 x 58 x 76	top: 112 x 49 x 2,5 frame: 80 x 29 x 2,4 base: 22 x 23 x 30	top: 0,2 frame: 0,09 base: 0,25	top: 7,1 frame: 3,12 base: 8,9	top: 93 frame: 14,8 base: 13,5	top: 205 frame: 32,6 base: 30

## MAINTENANCE AND CARE

### CERAMIC

If you're looking for a material which requires little to no maintenance, yet offers maximum resistance, you would do well to involve ceramic. The material preserves the natural look of stone and offers top of the chart convenience. Cleaning the table with water and mild soap will do the trick!

### ALUMINIUM

Aluminium has a self-protective layer, which prevents corrosion and makes this material very suitable for outdoor applications.

On top of that, it is super easy to maintain. A quick wash with a nonfoaming mild detergent every now and then is all it needs!