




JOS  
DE GROOT  
TERRASADVIES

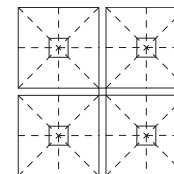
# JCP.5 SERIES

- ✓ Full aluminium frame.
- ✓ 4 free pole umbrellas on one central pole.
- ✓ Heavy 300 kg steel base or in ground base.
- ✓ Ideal for project and terrace applications.
- ✓ Belgian design.



JCP.501 has proven to be the ideal model for hospitality projects. With four separate outdoor umbrellas of 300 x 300 cm on one central pole, this model offers no less than 40 m<sup>2</sup> of shade. Each parasol can be tilted in height and opened separately. Gutters are available to connect them to each other and enable large areas to have complete, uninterrupted coverage from the sun or rainy weather conditions. Five Series is available in three frame colours and two different standard canopy colours. Custom fabrics are always available on request.


- FRAME** 4 free pole umbrellas with crank handle.  
Pole and ribs are aluminium powder coated.  
Pole profile: 150 x 150 x 2,5 mm, 5,9 x 5,9 x 0,1".  
Ribs profile: 32 x 32 x 2,5 mm, 1,2 x 1,2 x 0,1".
- CANOPY** 320g/m<sup>2</sup> Sunbrella® Plus, 100% solution dyed acrylic.  
⌚ Fast stock: canopies available on stock.
- BASE** Hot galvanized and powder coated steel plates.
- TILT** Tilt in height.
- WIND SPEED** 58 km/h, 36 mph - Maximum wind speed to which the umbrella may be exposed.



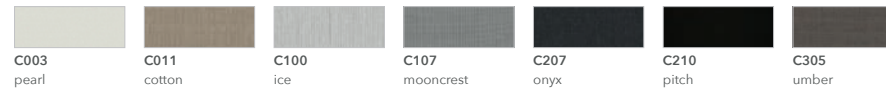
JCP.501  
4\* 300 x 300 cm

jardinico®  
CARACTÈRE

### FRAME



### CANOPY



### JCP.501 - 4\* 300 x 300 cm

	Weight net	Weight gross	Packaging CBM / CCF	Units
UMBRELLA FRAME & CANOPY	143.5 kg 316.4 lbs	154.5 kg 340.6 lbs	244 x 40 x 40 cm 96.1 x 15.7 x 15.7"	1

### UFJCP.501

FRAME ONLY INCL. POLE FRAME, 4X UMBRELLA FRAME & PROTECTION COVER	131.5 kg 290 lbs	138.5 kg 305.3 lbs	244 x 40 x 40 cm 96.1 x 15.7 x 15.7"	5
--	---------------------	-----------------------	---	---

### UCJCP.501

CANOPY ONLY INCL. 4X CANOPIES	12 kg 26.5 lbs	16 kg 35.3 lbs	60 x 46 x 11 cm 23.6 x 18.1 x 4.3"	4
-------------------------------	-------------------	-------------------	---------------------------------------	---

### UBJCP.5S-6S

BASE	300 kg 661 lbs	309 kg 681 lbs	120 x 120 x 10 cm 47.2 x 47.2 x 3.9"	1
------	-------------------	-------------------	---	---

### UBIGB-JCP.4S-5S-6S

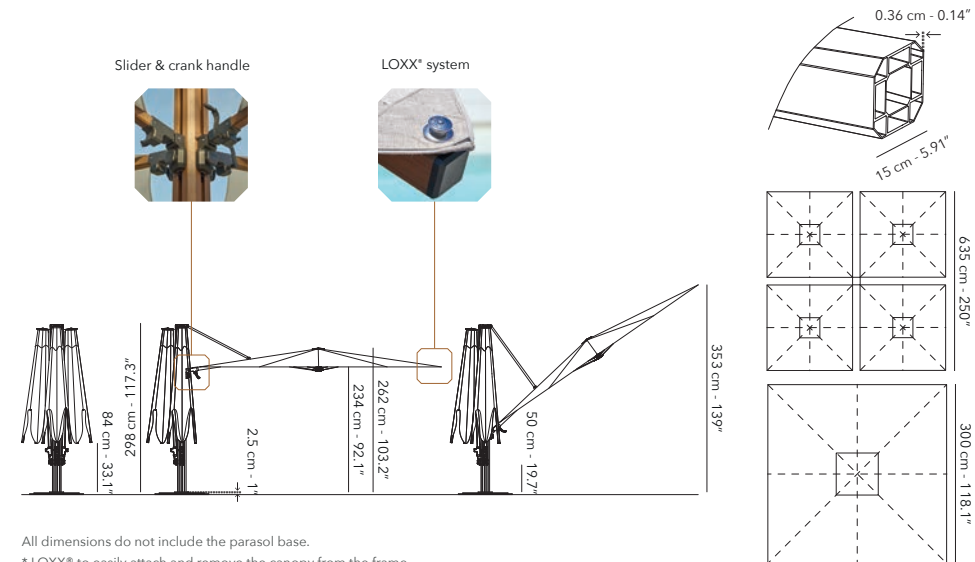
IN GROUND BASE	8.5 kg 18.7 lbs	10 kg 22 lbs	27 x 64 x 27 cm 10.6 x 25.2 x 10.6"	1
----------------	--------------------	-----------------	--	---

### UBOGB-JCP.4S-5S-6S

ON GROUND BASE	6.5 kg 14.33 lbs	7 kg 15.4 lbs	27 x 27 x 6 cm 10.6 x 10.6 x 2.4"	1
----------------	---------------------	------------------	--------------------------------------	---

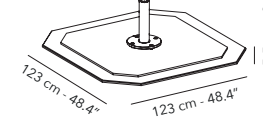
### UPJCP.5S-X77

PROTECTION COVER	0.8 kg 1.8 lbs	1 kg 2.2 lbs	17 x 48 x 4 cm 6.7 x 18.9 x 1.6"	1
------------------	-------------------	-----------------	-------------------------------------	---



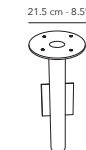
All dimensions do not include the parasol base.  
\* LOXX\* to easily attach and remove the canopy from the frame.

300 kg  
661 lbs



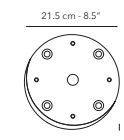
### BASE

- Base without wheels.
- Has the same color as the mast.
- A charcoal parasol base is provided for a mast in alu teak.



### IN GROUND BASE

Anchored in the ground with concrete.  
Fixed and cannot be moved.



### FLOOR FIXING PLATE

Anchored in the ground with concrete.  
Fixed and cannot be moved.

To enhance the durability and appearance, we recommend following our care instructions regularly.

The umbrella should never be used in strong wind or rainy conditions. An open umbrella should never be left unattended. The umbrella should be protected against blurring or damage by using its protection cover. The protection cover can be placed over the umbrella and pole. Store the umbrella in a dry place when not in use.

**FRAME & BASE**

Clean the aluminium frame with a damp cloth, mild soap and water. Do not use any sharp tool to avoid scratches.

**CANOPY**


Before use, you can apply an invisible film to make the canopy stain and water repellent by using a textile protector. You can maintain and clean your canopy by following a few simple steps:

- Brush off loose dirt before it becomes embedded in the fabric.
- Hose down.
- Spot clean soon after stains occur with water and mild soap or a textile cleaner (no detergents). Use a soft bristle brush to clean.
- Allow soap to soak in.
- Rinse thoroughly.
- Always let the canopy air dry completely before storing or covering.

Machine wash in cold water. Depending on wash load size, use normal amounts of mild laundry detergent and add 1 cup of bleach. Allow fabric to air dry.

NEVER SUBJECT TO EXCESSIVE HEAT, STEAM PRESS OR TUBLE DRY AS THE FABRIC WILL SHRINK.



		Weight net	Weight gross	Packaging CBM / CCF	Units
	<b>SPCOR-12ML CORRECTOR PEN</b> A01 white, A03 linen, A31 charcoal or A32 black	48 g 0.11 lbs	53 g 0.12 lbs	3 x 7 x 3 cm 1.2 x 2.8 x 1.2"	1
	<b>PT000388 FABRIC MAINTENANCE KIT</b> Includes 2 scrubbing sets, 3 application cloths, textile protector 750 ml, textile cleaner 750 ml	1.7 kg 3.7 lbs	1.9 kg 4.2 lbs	21 x 28 x 10.5 cm 8.3 x 11 x 4.2"	1

MADE FOR **SHADE &  
OUTDOOR LIVING.**

[www.jardinico.com](http://www.jardinico.com)