


DECO SCREENS

DESIGNER · MARK GABBERTAS · UK




SMALL L SHAPE SCREEN

W · 62 D · 35 H · 185.5

Powder coated aluminium frame.
Natural finish teak slats.
Frame Colour : Meteor

ITEM NUMBER
103144 : Small L Shape Screen




LARGE L SHAPE SCREEN

W · 123.5 D · 65.5 H · 185.5

Powder coated aluminium frame.
Natural finish teak slats.
Frame Colour : Meteor

ITEM NUMBER
103142 : Large L Shape Screen



T SHAPE SCREEN

W · 62 D · 35 H · 185.5

Powder coated aluminium frame.
Natural finish teak slats.
Frame Colour : Meteor

ITEM NUMBER
103146 : T Shape Screen



STRAIGHT SCREEN


W · 123.5 H · 185.5

Powder coated aluminium frame.
Natural finish teak slats.
Frame Colour : Meteor

ITEM NUMBER
103148 : Straight Screen

TEAK FINISH

NATURAL
FINISH TEAK



FRAME COLOUR

(TEXTURED)
METEOR




NOTES

The teak used for the screen slats are produced from the small off-cuts that result from our standard furniture production process. As a result, colour may vary between slats and some slats may include small knots. These imperfections are purely cosmetic and do not affect the performance of the product in any way.

DECO SCREENS USAGE GUIDE

DESIGNER · MARK GABBERTAS · UK

A
SMALL "L" SCREEN



B
LARGE "L" SCREEN



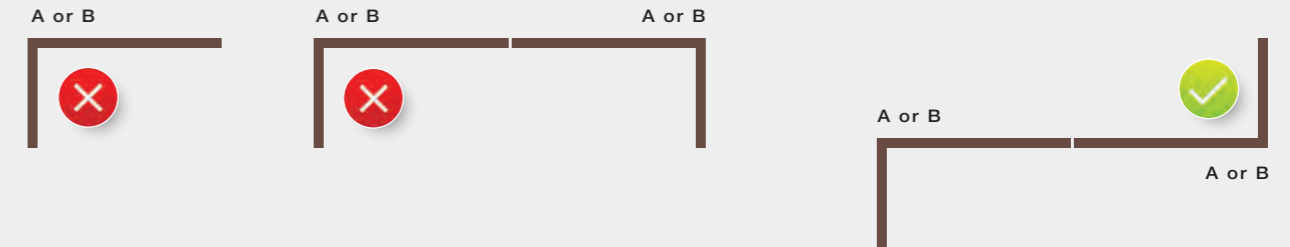
C
"T" SCREEN



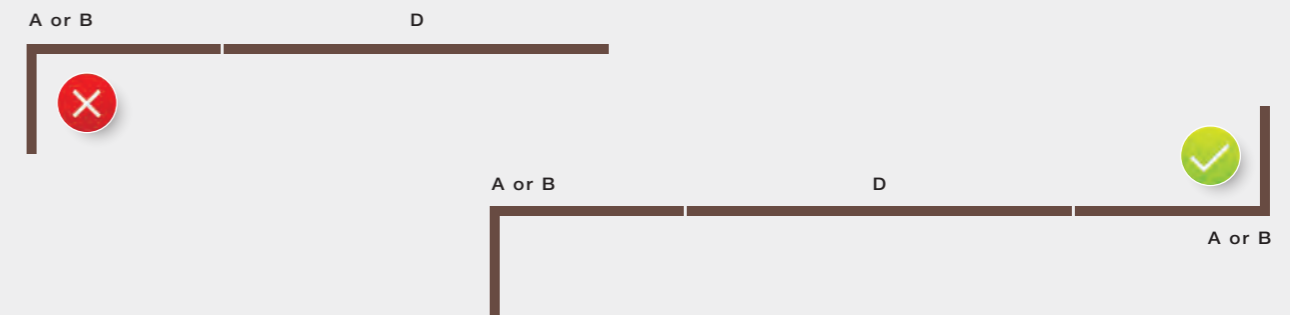
D
STRAIGHT SCREEN



ALWAYS COMBINE AT LEAST 2 SCREENS THAT ALLOW A SUPPORTING PANEL TO THE FRONT AND THE BACK



THE STRAIGHT SCREEN MUST ALWAYS BE CONNECTED TO ANOTHER SCREEN ON BOTH EDGES



ON LONGER RUNS OF SCREENS, EVERY OTHER SCREEN MUST HAVE A T-SHAPE SUPPORTING PANEL TO THE FRONT OR BACK

