



Unique selling proposition

- Palazzo line design language: uniform design of the models Royal, Noblesse and Style
- Continuous mast profile down to the floor covering (internal tip-over hinge)
- Counter-rotating opening principle (with crank or motor):
Opened with just 14–19 turns of the crank (patented)
High closing height (no need to move the furniture)
- 110 km/h wind stability at size 500 × 500 cm
- Top quality material selection
- LED lighting system integrated into the struts
- Professional additional options (Heating, rain gutters, ...)
- Special product solutions (Sizes, frame, fabrics, ...)

Places of use

- Large area outdoors
- Terraces & rooftops
- Corrosive environments





Basic model

Frame

- 10, 12 or 14 parts made from anodised aluminium
- Anti-rotation mast including reinforcing struts
- Mast profile Ø 120 mm and 5.5 mm wall thickness
- Roof struts 30 × 55 mm

Frame material

- Aluminium: EN-AW-6063-T66
- Screws and rivets made from stainless steel A4
- Glass-fibre reinforced plastic parts: PA6GF30
- Anodisation:
 - Profile surface finishing
 - High degree of hardness – wear resistance (“scratch-resistant”)
 - Increased corrosion resistance
 - Natural appearance (adaptation to environment)
 - Modern look (luxurious matt)

Frame colour

- Anodised natural matt (standard)
- RAL 7016 powder-coated (no surcharge)
- RAL colours powder-coated (surcharge)
 - Powder coating on anodised profiles providing additional corrosion protection)

Opening principle

- Counter-rotating (telescopic system)
- Patented opening using a toothed belt
- Opened with just 14–19 turns of the crank

Drive

- With hand crank (detachable)
- With motor (surcharge)

Canopy

- With or without flounce
- 100 % polyacrylic approx. 300 g/m² (spun dyed)
- Replaceable or interchangeable canopies

Wind stability

- Up to 120 km/h (with fixed anchorage)
- Tested in a wind tunnel

Important

- The parasol is delivered as an assembly kit and must be assembled on site

Fixations

[More information](#)

- Bases / parasol stands / covers
- Ground sockets
- Mounting plates without or with installation height made to measure
- Mounting plates for insulation floors
- Glatz Concrete Cube M4/M8/M16
- Base plates made to measure

Additional options – Standard accessories

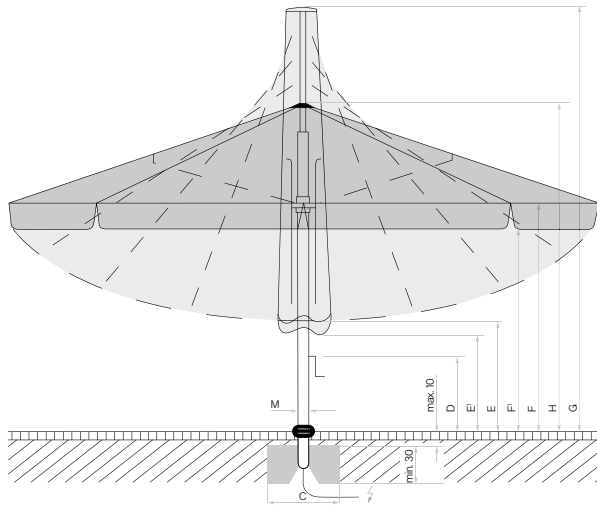
[More information](#)

- LED lighting system (RGBW)
- Infrared radiant heater
- Motorisation
- BUS systems / connection to the home control system
- Rain gutters
- Side walls
- Protective covers with corset lacing
- Strap systems
- Impact protection
- Anti-theft system (integrated)

Special product solutions – Made to measure

[More information](#)

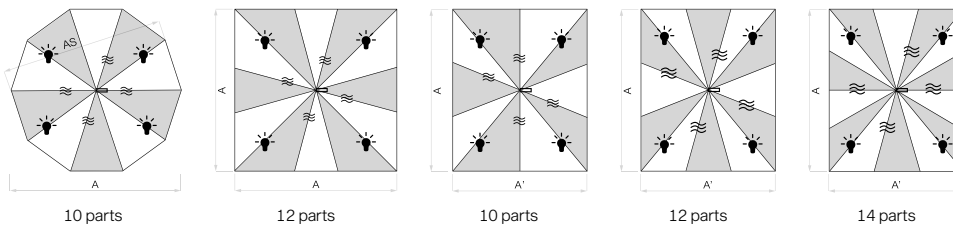
- Special sizes & intermediate measurements (increments 1, 2 & 3)
- Mast extensions & reductions max. + 1000 mm / - 500 mm
- Frame in all RAL colours
- Glatz Green® Special fabric
- Special fabrics (third-party fabrics, PVC & flame retardant)
- Custom flounces & edging strips
- Printing & advertising print



Loose cover max. 10 cm, concrete thickness min. 30 cm (pay attention to frost depth), guarantee water drainage, supply line electric.

LED positions on the Palazzo Royal with LED

Radiant heater positions on the Palazzo Royal with radiant heater



Nominal size	Number of ribs	Lateral distance	Mast Ø	Area covered	Crank handle height	Height closed / with flounce	Clear headroom / with flounce	Total height	Height open	Foundation	Minimum weight for base	¹⁰ max. wind speed open
cm		cm	cm	m ²	cm	cm / E ¹	cm / F ¹	cm	cm	cm	kg	km/h (Bft.)
A		AS	M		D	E / E ¹	F / F ¹	G	H	C		
Ø 500	10	476	12.0	17.7	85	193 / 163	260 / 230	447	329	110 x 110	570	120 (12)
Ø 600	10	571	12.0	25.5	85	165 / 135	260 / 230	471	342	120 x 120	570	105 (11)
Ø 700	10	665	12.0	36.0	85	145 / 120	260 / 230	502	356	120 x 120	690	80 (9)
Ø 800	10	760	12.0	49.0	85	118 / 93	260 / 230	527	369	130 x 130	690	70 (8)
500 x 500	12	-	12.0	25.0	80	115 / 90	260 / 230	470	331	120 x 120	570	110 (11)
550 x 550	12	-	12.0	30.3	80	96 / 71	260 / 230	487	338	120 x 120	690	100 (10)
600 x 600	12	-	12.0	36.0	70	85 / 60	260 / 230	512	345	130 x 130	690	90 (10)
650 x 650	12	-	12.0	42.3	70	81 / 56	260 / 230	546	364	140 x 140	690	85 (9)
700 x 700	12	-	12.0	49.0	70	81 / 56	260 / 230	587	394	140 x 140	690	75 (9)
550 x 500	10	-	12.0	27.5	75	105 / 75	260 / 230	479	335	120 x 120	570	85 (9)
600 x 500	10	-	12.0	30.0	85	90 / 65	260 / 230	482	339	120 x 120	570	80 (9)
600 x 550	10	-	12	33.0	70	92 / 62	260 / 230	501	342	130 x 130	570	75 (9)
650 x 400	10	-	12	26.0	75	103 / 73	260 / 230	487	340	120 x 120	570	80 (9)
650 x 450	10	-	12.0	29.25	70	99 / 69	260 / 230	497	343	120 x 120	570	75 (9)
650 x 500	10	-	12.0	32.5	70	92 / 62	260 / 230	506	346	130 x 130	570	75 (9)
650 x 550	10	-	12	35.8	70	91 / 61	260 / 230	521	353	130 x 130	690	70 (8)
700 x 350	10	-	12	24.5	85	85 / 55	260 / 230	479	342	120 x 120	570	85 (9)
700 x 400	10	-	12	28.5	75	89 / 59	260 / 230	495	345	120 x 120	570	80 (9)
700 x 450	10	-	12	31.5	70	85 / 55	260 / 230	505	347	130 x 130	570	75 (9)
700 x 500	10	-	12.0	35.0	70	82 / 57	260 / 230	516	350	130 x 130	570	75 (9)
700 x 550	12	-	12	38.5	70	87 / 57	260 / 230	540	369	130 x 130	690	70 (8)
700 x 600	12	-	12.0	42.0	70	83 / 58	260 / 230	552	373	140 x 140	690	75 (9)
700 x 650	12	-	12	45.5	70	84 / 54	260 / 230	573	390	140 x 140	690	60 (7)
750 x 450	12	-	12	33.8	70	85 / 55	260 / 230	529	367	130 x 130	570	75 (9)
750 x 500	12	-	12	37.5	70	84 / 54	260 / 230	543	374	130 x 130	690	70 (9)
800 x 400	10	-	12.0	32.0	70	80 / 55	260 / 230	536	378	130 x 130	570	75 (9)
800 x 500	12	-	12.0	40.0	70	85 / 55	260 / 230	573	406	140 x 140	690	65 (8)
800 x 600	14	-	12.0	48.0	70	80 / 55	260 / 230	598	419	140 x 140	690	60 (7)

¹⁰ 10 km/h less with flounce

The above measures represent extrapolated average values that may be slightly different on the product (± 2 % ± 5 cm).



If a minimum or a maximum height underneath is required, this must be agreed with Glatz.

The measures of the height are determined by the M16 ground socket. If one of the offered bases is used, these measures change only slightly.

The max. wind speed limits as per our separate list apply only in the presence of a fix ground anchorage. A base with the specified minimum weight is not sufficient.

In the presence of several parasols, the min. distance between one parasol and another and between parasols and walls shall be 30 cm.

Opening and closing using a battery-operated drill is not permitted.



Glatz AG

+41 52 723 66 44
contract@glatz.com
glatz.com

