



Unique selling proposition

- F-line design language: Harmonises with the Fortello, Fortero and Fortino Riviera models
- Continuous mast profile down to the floor covering (internal support tube)
- Counter-rotating opening principle:
Quick and easy operation using tensioning lever
High closing height (no need to move the furniture)
- 100 km/h wind stability at size 300 × 300 cm
- Top quality material selection
- LED lighting system integrated into the struts
- Professional additional options (Heating, rain gutters, ...)
- Special product solutions (Sizes, frame, fabrics, ...)
- Lockable tensioning lever against unauthorised use

Places of use

- Large area outdoors
- Small area outdoors
- Terraces & rooftops
- Public spaces & parks
- Corrosive environments



Basic model

Frame

- 8 parts made from anodised aluminium
- Profiled and anti-rotation mast
- Mast profile Ø 90 mm and 3.2 mm wall thickness
- Roof struts 20 × 33 mm

Frame material

- Aluminium: EN-AW-6063-T66
- Screws and rivets made from stainless steel A4
- Glass-fibre reinforced plastic parts: PA6GF30
- Anodisation:
 - Profile surface finishing
 - High degree of hardness – wear resistance (“scratch-resistant”)
 - Increased corrosion resistance
 - Natural appearance (adaptation to environment)
 - Modern look (luxurious matt)

Frame colour

- Anodised natural matt (standard)
- RAL 7016 powder-coated (no surcharge)
- RAL colours powder-coated (surcharge)
 - Powder coating on anodised profiles
 - (providing additional corrosion protection)

Opening principle

- Counter-rotating (telescopic system)
- Fast opening thanks to slide and tensioning lever

Canopy

- With or without flounce
- Self-tautening thanks to the flexible strut ends
- 100 % polyacrylic approx. 300 g/m² (spun dyed)
- Replaceable or interchangeable canopies

Wind stability

- Up to 100 km/h (with fixed anchorage)
- Tested in a wind tunnel

Fixations

[More information](#)

- Bases / parasol stands / covers
- Ground sockets
- Mounting plates without or with installation height made to measure
- Mounting plates for insulation floors
- Glatz Concrete Cube M4/M8/M16
- Base plates made to measure

Additional options – Standard accessories

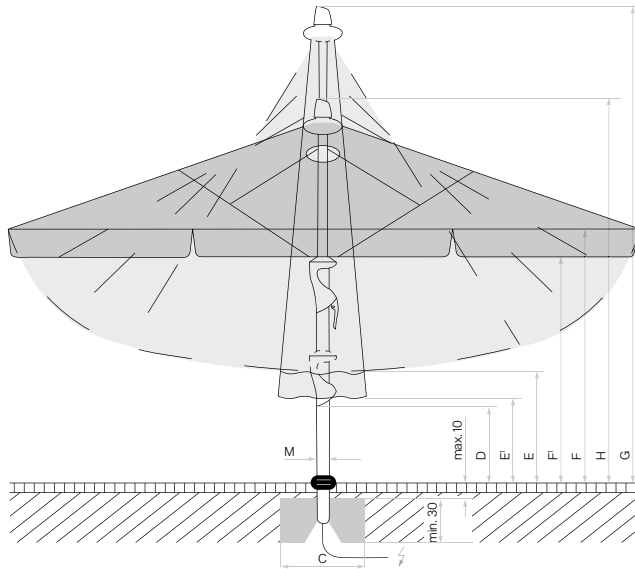
[More information](#)

- LED lighting system (RGBW)
- Infrared radiant heater
- Rain gutters
- Side walls
- Protective covers with corset lacing
- Strap systems
- Impact protection
- Anti-theft system
- Lockable tensioning lever


Special product solutions – Made to measure


[More information](#)

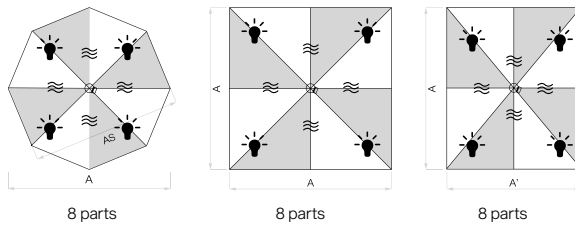
- Special sizes & intermediate measurements (increment 1)
- Mast extensions & reductions
 - max. + 800 mm / - 800 mm
- Frame in all RAL colours
- Glatz Green® Special fabric
- Special fabrics (third-party fabrics, PVC & flame retardant)
- Custom flounces & edging strips
- Printing & advertising print



Loose cover max. 10 cm, concrete thickness min. 30 cm (pay attention to frost depth), guarantee water drainage, supply line electric.

 LED positions on the Castello Pro with LED

 Radiant heater positions on the Castello Pro with radiant heater



Nominal size	Number of ribs	Lateral distance	Mast Ø	Area covered	Height of slide	Height closed / with flounce	Clear headroom / with flounce	Total height	Height open	Foundation	Minimum weight for base	¹⁰ max. wind speed open
cm		cm	cm	m ²	cm	cm	cm	cm	cm	cm	kg	km/h (Bft.)
A		AS	M		D	E / E ²	F / F ²	G	H	C		
Ø 350	8	325	9.0	8.7	113	162 / 137	225 / 200	342	280	80 x 80	180	100 (10)
Ø 400	8	370	9.0	11.3	105	154 / 129	225 / 200	360	286	90 x 90	180	90 (10)
Ø 450	8	415	9.0	14.3	97	146 / 121	225 / 200	377	293	90 x 90	180	75 (9)
Ø 500	8	462	9.0	17.7	90	137 / 112	225 / 200	394	299	100 x 100	240	65 (8)
Ø 550	8	510	9.0	21.4	83	129 / 104	225 / 200	412	306	100 x 100	310	60 (7)
Ø 600	8	554	9.0	25.5	74	120 / 95	225 / 200	429	313	100 x 100	310	55 (7)
300 x 300	8	-	9.0	9.0	89	127 / 102	225 / 200	341	276	90 x 90	180	100 (10)
350 x 350	8	-	9.0	12.3	73	114 / 89	225 / 200	365	283	90 x 90	240	85 (9)
400 x 400	8	-	9.0	16.0	59	100 / 75	225 / 200	387	290	100 x 100	240	75 (9)
450 x 450	8	-	9.0	20.3	55	89 / 64	225 / 200	412	298	100 x 100	310	65 (8)
500 x 500	8	-	9.0	25.0	50	82 / 57	225 / 200	440	305	110 x 110	310	60 (7)
350 x 300	8	-	9.0	10.5	78	120 / 95	225 / 200	354	280	90 x 90	180	90 (10)
400 x 300	8	-	9.0	12.0	80	107 / 82	225 / 200	360	283	90 x 90	180	80 (9)
450 x 350	8	-	9.0	15.8	65	95 / 70	225 / 200	384	291	100 x 100	240	75 (9)
500 x 400	8	-	9.0	20.0	53	82 / 57	225 / 200	407	298	100 x 100	310	65 (8)
550 x 450	8	-	9.0	24.8	53	83 / 58	225 / 200	443	305	110 x 110	310	60 (7)

¹⁰ 10 km/h less with flounce

The above measures represent extrapolated average values that may be slightly different on the product (± 2% ± 5 cm).

If a minimum or a maximum height underneath is required, this must be agreed with Glatz.

Height dimensions are based on ground socket M4. These differ slightly depending on the type of base. Except for base M4, 180 kg plus 15.5 cm.

The max. wind speed limits as per our separate list apply only in the presence of a fix ground anchorage. A base with the specified minimum weight is not sufficient.

In the presence of several parasols, the min. distance between one parasol and another and between parasols and walls shall be 25 cm.



Glatz AG

+41 52 723 66 44
contract@glatz.com
glatz.com

